

 **PROPERTY EXPLORER**

Property Explorer Static

**Property Location**

3572 SE Court Dr
Stuart, FL 34997

Value Estimate

\$1,658,146

Effective Date

5/22/2026

3572 SE Court Dr Stuart, FL 34997 County: Martin County

HouseCanary Value

High Confidence (94%)
FSD: 0.06

\$1,658,146

\$444/ft²

Low | High

\$1,566,460
\$419/ft²

\$1,749,832
\$468/ft²

HouseCanary Rental Value

Low Confidence (67%)
FSD: 0.33

\$8,292

\$2.22/ft²

Low | High

\$5,550
\$1.48/ft²

\$11,034
\$2.95/ft²

Subject

APN # 37-38-41-011-000-04400-1

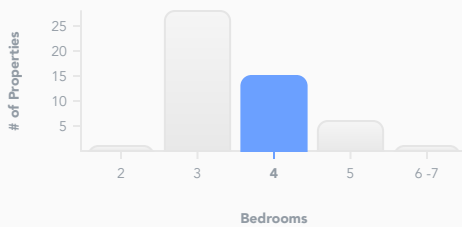
Property Type	Single Family Detached	Year Built	2016
Beds	4	Lot Size	12,634 ft ²
Baths	3.5	Owner Occupied	Yes
GLA	3,738 ft ²	HOA Fee	327
Sq. Ft. Above Grade	— ft ²	HOA Fee Includes	CommonAreas,Insurance See Addendum
Sq. Ft. Below Grade	— ft ²	Tax Amount (Year)	\$9,129 (2024)
Condition	Nearly New		

Transaction History

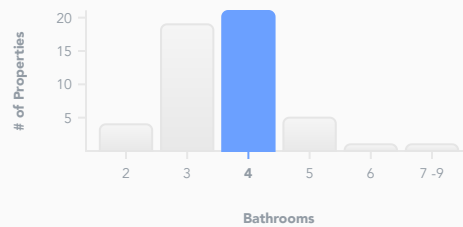
Date	Event	Type	Price	Appreciation	ADOM	Source
3/11/2026	Active	—	\$1,750,000	—	—	mls
3/7/2026	Coming Soon	—	\$1,750,000	—	0	mls
9/21/2023	Deed Recorded	—	\$—	—	—	deed
6/26/2014	Closed	Arms-Length	\$110,000	12% (\$12,000)	244	mls+deed

Subject's Comparability to Market

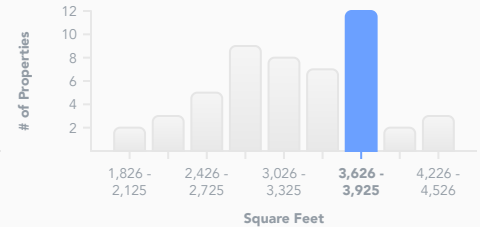
Bedrooms



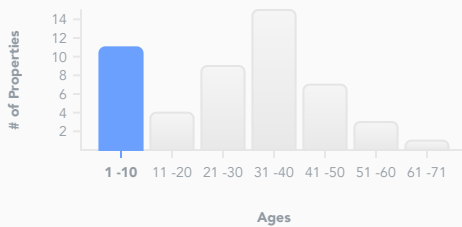
Bathrooms



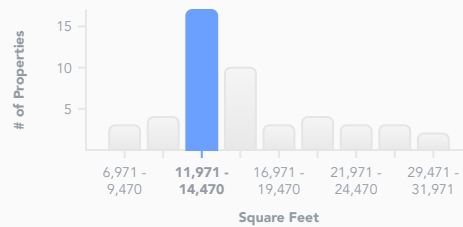
Square Feet



Age



Site Area

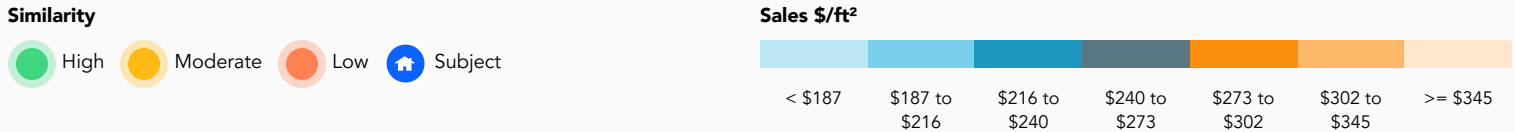
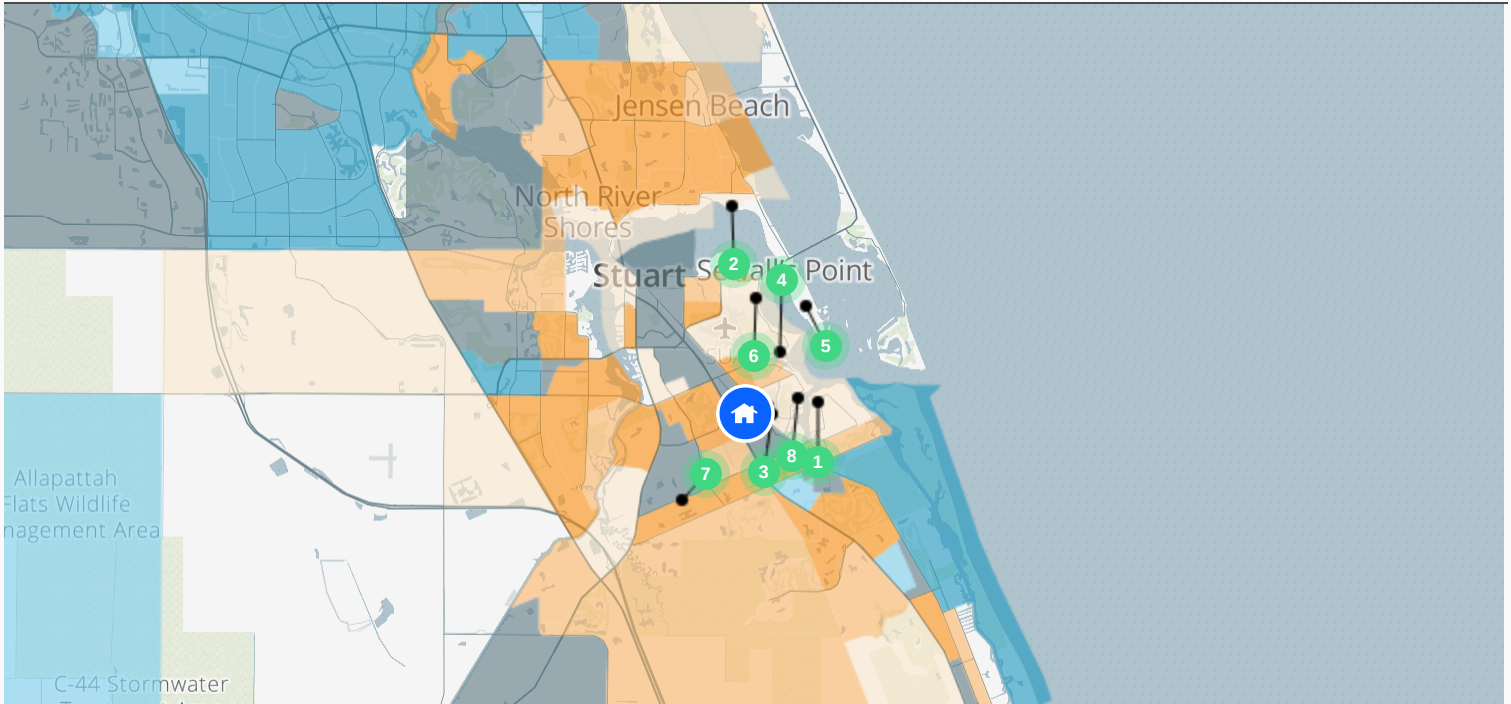


Legend

- Subject Property
- Nearby properties

3572 SE Court Dr Stuart, FL 34997 County: Martin County






HouseCanary Suggested Sold & Active Comparables (1 of 3)



#	Address	Distance	Status	Market \$	Date	Beds	Baths	GLA	Lot Size	Property Type	Year Built
🏠	3572 SE Court Dr	—	Active	\$1,650,000	5/13/2026	4	3.5	3,738 ft²	12,634 ft²	Single Family Detached	2016
1	4723 SE Cheerio Way Stuart, FL 34997	1.08 mi	Closed	\$1,462,500	3/30/2026	4	4.5	3,709 ft²	21,957 ft²	Single Family Detached	2005
2	1341 NE Langford Ln Jensen Beach, FL 34957	4.32 mi	Pending	\$1,925,000	5/20/2026	4	4.5	3,839 ft²	16,119 ft²	Single Family Detached	2021
3	3420 SE Golf Trl Stuart, FL 34997	0.18 mi	Closed	\$1,562,000	1/13/2026	3	3	3,630 ft²	22,218 ft²	Single Family Detached	2017
4	2373 SE Saint Lucie Blvd Stuart, FL 34996	1.18 mi	Pending	\$2,295,000	4/3/2026	5	4	3,706 ft²	— ft²	Single Family Detached	2026
5	27 Lantana Ln Sewalls Point, FL 34996	2.27 mi	Active	\$2,595,000	5/22/2026	4	4	3,707 ft²	16,032 ft²	Single Family Detached	1996
6	1066 SE Saint Lucie Blvd Stuart, FL 34996	2.33 mi	Active	\$1,700,000	5/12/2026	6	4.5	4,012 ft²	11,763 ft²	Single Family Detached	1962
7	1315 SE Conference Cir Stuart, FL 34997	2.69 mi	Active	\$975,000	4/10/2026	4	4	3,646 ft²	11,327 ft²	Single Family Detached	2007
8	3984 SE Fairway E Stuart, FL 34997	0.66 mi	Closed	\$1,425,000	4/1/2026	4	3.5	3,200 ft²	14,376 ft²	Single Family Detached	1984






3572 SE Court Dr Stuart, FL 34997 County: Martin County

HouseCanary Suggested Sold & Active Comparables (2 of 3)

	Subject	Comp 1	Comp 2	Comp 3	Comp 4
					
Address	3572 SE Court Dr Stuart, FL 34997	4723 SE Cheerio Way Stuart, FL 34997	1341 NE Langford Ln Jensen Beach, FL 34957	3420 SE Golf Trl Stuart, FL 34997	2373 SE Saint Lucie Blvd Stuart, FL 34996
Similarity	—	● ● ● 94	● ● ● 94	● ● ● 93	● ● ● 89
Distance	—	1.08 mi	4.32 mi	0.18 mi	1.18 mi
Sale Date	6/26/2014	3/30/2026	11/8/2023	1/13/2026	5/9/2025
Sale Price	\$110,000	\$1,462,500	\$1,511,300	\$1,562,000	\$3,600,000
Sale Price/ft²	\$29.43/ft ²	\$394/ft ²	\$394/ft ²	\$430/ft ²	\$971/ft ²
List Date	3/11/2026	1/19/2026	2/4/2026	7/28/2025	2/7/2026
List Price	\$1,650,000	\$1,495,000	\$1,925,000	\$1,750,000	\$2,295,000
List Price/ft²	\$441/ft ²	\$403/ft ²	\$501/ft ²	\$482/ft ²	\$619/ft ²
Bedrooms	4	4	4	3	5
Bathrooms	3.5	4.5	4.5	3	4
Square Feet	3,738 ft ²	3,709 ft ²	3,839 ft ²	3,630 ft ²	3,706 ft ²
Sq. Ft. Above Grade	— ft ²	— ft ²	— ft ²	— ft ²	— ft ²
Sq. Ft. Below Grade	— ft ²	— ft ²	— ft ²	— ft ²	— ft ²
Lot Size	12,634 ft ²	21,957 ft ²	16,119 ft ²	22,218 ft ²	— ft ²
Property Type	Single Family Detached	Single Family Detached	Single Family Detached	Single Family Detached	Single Family Detached
Year Built	2016	2005	2021	2017	2026
Listing Status	Active	Closed	Pending	Closed	Pending
Subdivision	YACHT & COUNTRY CLUB OF STUART	ROYAL HARBOR	Langford Lndg	YACHT & COUNTRY CLUB OF STUART	Port Sewall
Active D.O.M.	63	8	105	—	51
Cumulative D.O.M.	63	70	106	—	57
Current Value	\$1,658,146	\$1,459,995	\$1,876,074	\$1,560,612	\$2,197,556
Pool	No	Yes	No	Yes	Yes
Garage Spaces	2	3	3	3	2
Stories	2	1	2	1	1
Basement	Unknown	Unknown	Unknown	Unknown	No
Distressed	No	No	No	No	No
Flip	No	No	No	No	Yes
Market Price	\$1,650,000	\$1,462,500	\$1,925,000	\$1,562,000	\$2,295,000
HPI Adjustment	—	-\$907	\$0	\$11,116	\$2,211
HC Adjustment	—	-\$5,622	-\$54,235	\$9,822	\$88,009
Adjusted Value	—	\$1,455,971	\$1,870,765	\$1,582,938	\$2,385,220

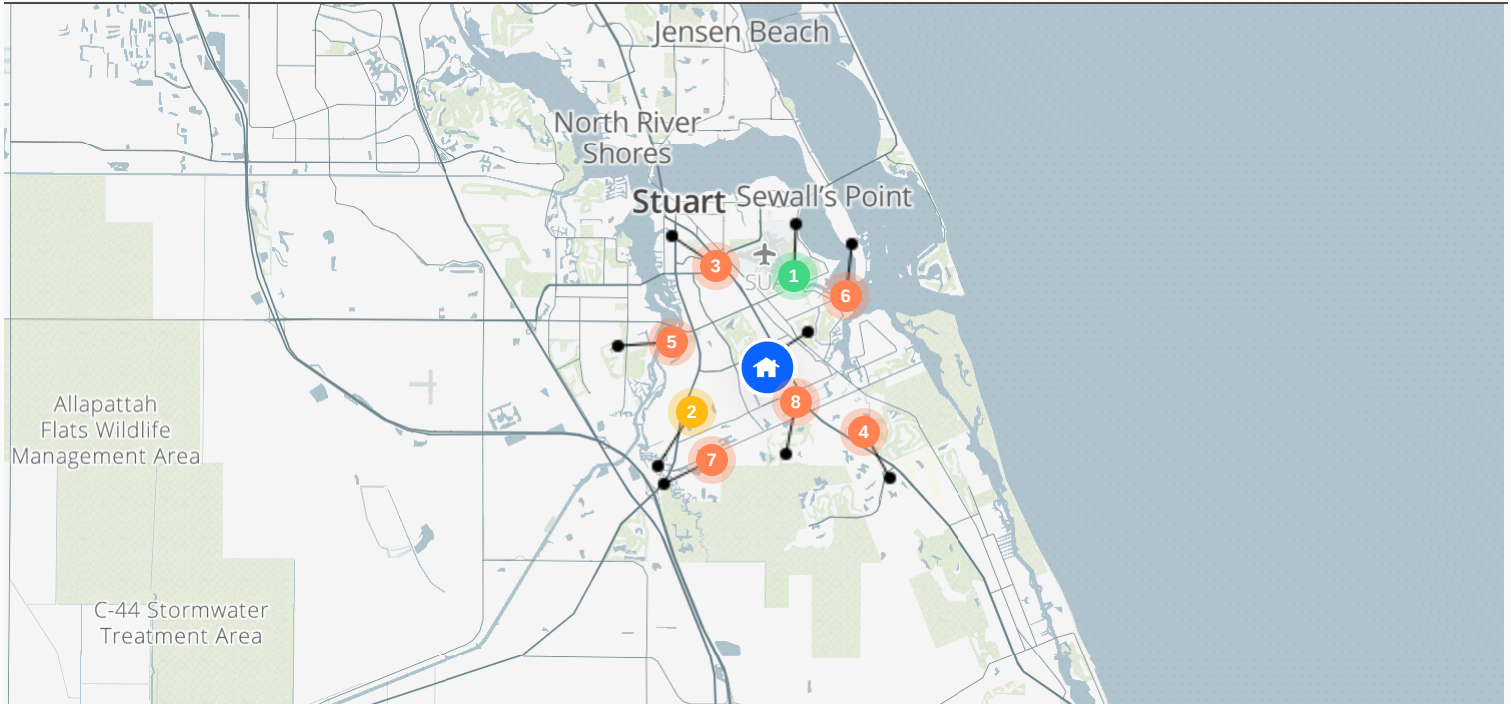
3572 SE Court Dr Stuart, FL 34997 County: Martin County

HouseCanary Suggested Sold & Active Comparables (3 of 3)

	Subject	Comp 5	Comp 6	Comp 7	Comp 8
					
Address	3572 SE Court Dr Stuart, FL 34997	27 Lantana Ln Sewalls Point, FL 34996	1066 SE Saint Lucie Blvd Stuart, FL 34996	1315 SE Conference Cir Stuart, FL 34997	3984 SE Fairway E Stuart, FL 34997
Similarity	—	● ● ● ● 86	● ● ● ● 86	● ● ● ● 86	● ● ● ● 85
Distance	—	2.27 mi	2.33 mi	2.69 mi	0.66 mi
Sale Date	6/26/2014	10/27/2023	12/16/2024	1/22/2016	4/1/2026
Sale Price	\$110,000	\$2,225,000	\$990,000	\$482,000	\$1,425,000
Sale Price/ft²	\$29.43/ft ²	\$600/ft ²	\$247/ft ²	\$132/ft ²	\$445/ft ²
List Date	3/11/2026	5/11/2026	5/12/2026	4/10/2026	2/13/2026
List Price	\$1,650,000	\$2,595,000	\$1,700,000	\$975,000	\$1,549,000
List Price/ft²	\$441/ft ²	\$700/ft ²	\$424/ft ²	\$267/ft ²	\$484/ft ²
Bedrooms	4	4	6	4	4
Bathrooms	3.5	4	4.5	4	3.5
Square Feet	3,738 ft ²	3,707 ft ²	4,012 ft ²	3,646 ft ²	3,200 ft ²
Sq. Ft. Above Grade	— ft ²	— ft ²	— ft ²	— ft ²	— ft ²
Sq. Ft. Below Grade	— ft ²	— ft ²	— ft ²	— ft ²	— ft ²
Lot Size	12,634 ft ²	16,032 ft ²	11,763 ft ²	11,327 ft ²	14,376 ft ²
Property Type	Single Family Detached	Single Family Detached	Single Family Detached	Single Family Detached	Single Family Detached
Year Built	2016	1996	1962	2007	1984
Listing Status	Active	Active	Active	Active	Closed
Subdivision	YACHT & COUNTRY CLUB OF STUART	Rio Vista Sub	BAY ST LUCIE	COVE LAKES PUD	YACHT & COUNTRY CLUB OF STUART
Active D.O.M.	63	0	8	5	17
Cumulative D.O.M.	63	0	8	5	40
Current Value	\$1,658,146	\$2,567,752	\$1,631,274	\$959,130	\$1,416,483
Pool	No	Yes	Yes	No	Yes
Garage Spaces	2	2	2	3	2
Stories	2	2	2	2	1
Basement	Unknown	Unknown	Unknown	Unknown	Unknown
Distressed	No	No	No	No	No
Flip	No	No	No	No	Yes
Market Price	\$1,650,000	\$2,595,000	\$1,700,000	\$975,000	\$1,425,000
HPI Adjustment	—	\$0	\$0	\$1,433	\$2,174
HC Adjustment	—	-\$75,837	-\$9,578	\$68,074	\$182,678
Adjusted Value	—	\$2,519,163	\$1,690,422	\$1,044,507	\$1,609,852

3572 SE Court Dr Stuart, FL 34997 County: Martin County

HouseCanary Suggested Rental Comparables



Similarity

● High
 ● Moderate
 ● Low
 ● Subject

#	Address	Distance	Rental Listing Status	Rental \$	Rental \$ Date	Beds	Baths	GLA	Lot Size	Property Type	Year Built
	3572 SE Court Dr	—	—	\$—/mo.	—	4	3.5	3,738 ft ²	12,634 ft ²	Single Family Detached	2016
1	1066 SE Saint Lucie Blvd Stuart, FL 34996	2.33 mi	Active	\$8,500/mo.	5/9/2026	6	4.5	4,012 ft ²	11,763 ft ²	Single Family Detached	1962
2	7186 SW Quiet River Ct Stuart, FL 34997	4.25 mi	Active	\$8,000/mo.	4/18/2026	4	3.5	3,057 ft ²	19,604 ft ²	Single Family Detached	2010
3	228 SW Indian Groves Dr Stuart, FL 34994	3.53 mi	Active	\$5,000/mo.	5/7/2026	4	3.5	2,571 ft ²	14,376 ft ²	Single Family Detached	2023
4	5569 SE Hammock Reserve Ter Hobe Sound, FL 33455	3.53 mi	Pending	\$4,600/mo.	5/21/2026	5	3	3,327 ft ²	10,020 ft ²	Single Family Detached	2006
5	4194 SW Gleneagle Cir Palm City, FL 34990	4.03 mi	Active	\$7,500/mo.	4/8/2026	4	3	3,078 ft ²	15,683 ft ²	Single Family Detached	1987
6	8 Kingston Ct Sewalls Point, FL 34996	2.12 mi	Closed	\$5,500/mo.	2/16/2026	4	2.5	2,653 ft ²	16,163 ft ²	Single Family Detached	1986
7	8780 SW Kanner Oaks Dr Stuart, FL 34997	4.41 mi	Closed	\$3,850/mo.	3/15/2026	4	2	1,828 ft ²	8,712 ft ²	Single Family Detached	2024
8	6980 SE Twin Oaks Cir Stuart, FL 34997	2.60 mi	Closed	\$3,000/mo.	11/23/2025	3	2	1,882 ft ²	10,456 ft ²	Single Family Detached	1999

3572 SE Court Dr Stuart, FL 34997 County: Martin County

Market Risk

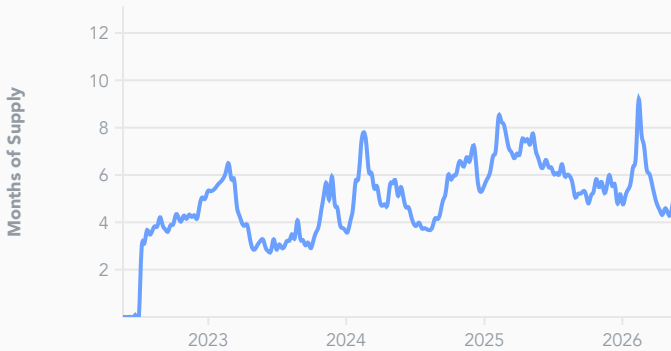
Risk of Decline
74.1%

Risk Level
Very High

This month last year
60.9%

Neighborhood & Subject Marketability

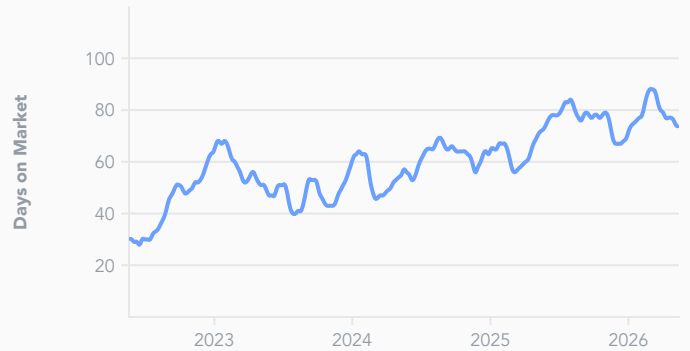
Months of Supply - ZIP



This month last year
7

This month
5

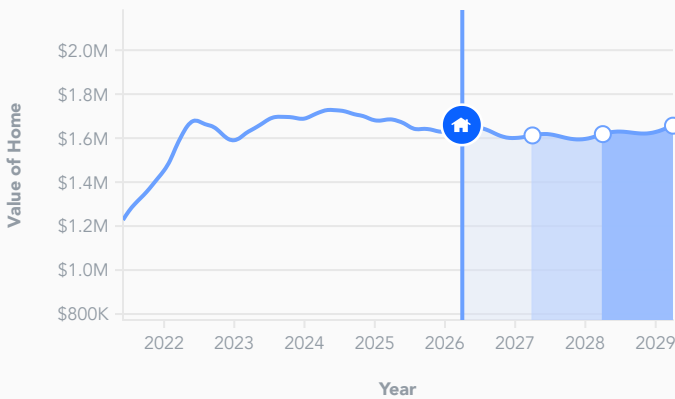
Days on Market - Sold or De-listed Properties - ZIP



This month last year
73

This month
74

HouseCanary Forecast Based on Zipcode Market Conditions



3 Year Growth

1 Year	-3%	2 Year	-2%	3 Year	0%
2027	\$1,612,215	2028	\$1,618,184	2029	\$1,656,653

3572 SE Court Dr Stuart, FL 34997 County: Martin County

Addendum

HOA Fee Includes

CommonAreas,Insurance
Source: Subject Details (page 1)

Glossary

HouseCanary Value

This is HouseCanary's estimated market value for this home. It is not a formal appraisal. This estimate is based on our market knowledge, and it should be used as a starting point to determine a home's value.

Source: HouseCanary analysis

HouseCanary Rental Value

This is HouseCanary's estimated monthly rental value for this home. It is not a formal appraisal. This estimate is based on our market knowledge, and it should be used as a starting point to determine a home's rent.

Source: HouseCanary analysis

Active

Active listings within a 1 year timeframe near the subject property.

Source: Local MLS

Comparable Properties

All nearby properties of the same property and sales type that have been ranked according to their similarity to the subject property's locational and physical characteristics.

Source: Public Record, HouseCanary analysis

Current Value

Current Value of the similar property represents HouseCanary's most recent value estimate of the respective property. HouseCanary's valuation model adjusts for price changes through time with a proprietary block level home price appreciation index.

Source: Public Record, HouseCanary Automated Valuation Model

Days on Market

The current days on market is the average number of days since listing for all current listings on the market for the given geography. The calculation represents a 13-week rolling average to minimize rapid swings in the data.

Source: Local MLS, HouseCanary analysis

Forecast Standard Deviation (FSD)

A statistical measure of model uncertainty in the value estimate generated by the AVM. Lower values of FSD imply less uncertainty in the value estimate. FSD is measured in percentage terms relative to the value estimate to allow for comparison of model uncertainty across multiple properties, regardless of the actual dollar value of those individual estimates. FSD below 0.15 implies high model confidence, FSD between 0.15-0.3 implies average model confidence, and FSD above 0.3 implies low model confidence.

Source: House Canary analysis

HouseCanary Suggested Comps

HouseCanary's suggested comparables based on similarity and property type, within the same state and a 6-month timeframe.

Source: HouseCanary analysis

MSA 1-Year Risk of Decline

The one year risk of decline is a proprietary HouseCanary metric that measures the probability that this market's median home prices will be lower 12 months from now than the current market median price. This one-year chance of loss is derived through HouseCanary's multivariate time series models using a combination of fundamental and technical indicators.

Source: Local MLS, HouseCanary analysis

3572 SE Court Dr Stuart, FL 34997 County: Martin County

Glossary Continued

Months of Supply

The months of supply is a metric to reflect the pace at which listing inventory is turning over in the local market. The calculation reflects the total listings on the market divided by the 3-month rolling average of sales volume. Generally, less than 5 months of supply is considered inflationary due to the constrained nature of listings available for sale. A value greater than 7 months of supply is typically considered oversupplied and deflationary.

Source: Local MLS, HouseCanary analysis

Non-Disclosure State

In non-disclosure states (or counties) both the transaction sales price and date may be unavailable. This is because these states are not required or cannot legally disclose such information to the public. As a result, HouseCanary relies on other sources (like MLS) to complement the data when possible. The following eleven states are considered non-disclosure: Alaska, Idaho, Kansas, Louisiana, Mississippi, Missouri (certain counties), Montana, New Mexico, Texas, Utah and Wyoming.

Source: Public Record, MLS

Occupancy Type

Owner occupancy indicates whether the owner of the home is the primary resident

Source: Public Record

Property Type

Property Type indicates the classification of the building based upon public record information. HouseCanary has normalized property type information into five groupings: Single Family Detached, Condominium, Townhouse, Manufactured/Mobile Home and Multifamily. Note that buildings that do not fall into these categories, i.e. apartment houses, highrise apartments, etc. will not be mapped into one of these categories.

Source: Public Record

Similarity

HouseCanary proprietary score calculated via multivariate analysis using a combination of geographic information and key property characteristics such as bedrooms, square footage, lot size, etc. The measure defines similarity of comparable properties relative to the subject property.

Source: Public Records, MLS, HouseCanary analysis

Subject's Comparability to Market

All nearby properties and associated attributes. This chart allows for comparison of the subject property attributes with nearby properties.

Source: Public Record, HouseCanary analysis

Data Sources

HouseCanary accesses up-to-date data from county recorders and local Multiple Listing Service (MLS). Recency of certain data is reflected by the effective date on the report. We use this data combined with HouseCanary proprietary analytics to bring you the most comprehensive, simple and accurate Property Explorer for every property.

For questions, please contact HouseCanary at support@housecanary.com.

Disclaimer

This Property Explorer is provided solely for general business information purposes. No advisory, fiduciary or other relationship is created by any acceptance or use of this Property Explorer. The inclusion of this Property Explorer with any other materials does not constitute an endorsement by HouseCanary of any third party or any third party's products or services. The projected market, valuation and financial information, conclusions and other information contained in this Property Explorer are based upon tested methodologies for accuracy. However, such information and conclusions are not definitive forecasts, appraisals or opinions of valuations. All such information and conclusions are stated in terms of probability of likelihood based on market factors and information submitted to HouseCanary, and such information and conclusions are not guaranteed by HouseCanary and should not be construed as a certified appraisal or valuation, or investment advice, or relied upon for critical decision making. HouseCanary uses or has used public and/or confidential data and assumptions provided to HouseCanary by third parties, and HouseCanary has not independently verified the data and assumptions used in these analyses or data sets. Attributes for properties may be inaccurate because county assessor and MLS data does not always include recent additions and/or modifications to property structure. Changes in the underlying data or operating assumptions, or any loss of access to any one or more sources will clearly impact the analyses, information and conclusions set forth in this Property Explorer Report.